

**Samuel Atsibha Gebreyesus\***

Ethiopian Civil Service University  
5648, CMC Road, Addis Ababa, Ethiopia

## The connection between government expenditure and economic growth: Case study of four Eastern African countries

**Abstract.** The governments today are concerned not only with performing basic responsibilities but also with promoting the economic development of their respective countries. The aim of the study was to examine the connection between government expenditure and economic growth in Ethiopia, Kenya, Tanzania, and Rwanda to provide information for policymakers on fiscal policy issues. Panel (time-series cross-section) data over the period of 2011 to 2020 was used. A linear regression model was employed, and a descriptive analysis was carried out. The findings of the study revealed that the four countries' economies grew at a fluctuating rate over the study period. Ethiopia had a substantially larger GDP and the lowest GDP per capita, while Kenya had the lowest GDP and the highest GDP per capita among the nations. Kenya's GDP per capita was double that of Ethiopia's and Tanzania's at the end of the study period. In addition, the results of the regression model show a positive but insignificant connection between government expenditure and economic growth in the four countries

**Keywords:** GDP, GDP per capital, regression, spending and fiscal

Article's History: Received: 15.07.2021; Revised: 08.09.2021; Accepted: 01.10.2021.

### INTRODUCTION

Economic growth is one of the most important indicators of a country's progress in terms of living standards, employment, and wealth. It denotes the signs of strengthening general economic conditions. The purpose of a country's financial collection is to fund the expenditure of the government. The governments today are concerned not only with performing basic responsibilities but also with encouraging the economic development of their respective country [1]. Fiscal policy is a key tool for reducing short-run production and employment fluctuations. Meanwhile, fiscal policy takes the spotlight in policy debates in both developed and developing economies on macroeconomic challenges such as high unemployment, insufficient national savings, unsustainable budget deficits, and massive public debt burdens. During the worldwide economic depression of the 1930s, both developed and emerging nations' government sectors played a critical role in promoting economic growth and development, as recommended by Keynes. Every economy tries to stimulate economic

development in such circumstances by boosting government spending and lowering taxation. These empirical results, as well as Keynesian theoretical expression, attracted economists' and policymakers' interest in fiscal policy as a stabilizing influence [2]. Public spending is a key tool for influencing the long-term viability of government finances through fiscal balances and government debt. Furthermore, public spending may be used to achieve additional goals such as increased output, employment, and redistribution, all of which contribute to economic well-being. Tax policy, on the other hand, may be utilized to achieve fiscal policy goals such as equitable distribution of income and wealth, efficient resource allocation, and economic stabilization. Taxes have a variety of effects on economic growth rates, such as interfering in people and businesses' saving and investing, preventing workers from learning new skills, etc.

In developing countries, public spending is critical to economic growth. Developmental and non-developmental public expenditures are the two categories of public

### Suggested Citation:

Gebreyesus, S. A. (2021). The connection between government expenditure and economic growth: Case study of four Eastern African countries. *Economics of Development*, 20(3), 8-14.

\*Corresponding author

spending. The government's development spending is primarily focused on infrastructure, industry, health care, and educational institutions, among other things. Non-developmental expenditures are generally maintenance-related and include things like law and order, defense, and administrative services, among other things. The influence of taxes, spending, and budget balance on numerous fiscal matters such as resource allocation efficiency and factor accumulation rate are projected to affect a country's economic growth through the effects of government size on taxation, expenditure, and budget balance [3]. Economic theory does not always lead to firm findings on the impact of government spending on economic growth. Most economists would agree that there are times when lower levels of government expenditure would be beneficial to economic growth and other times when higher levels of government expenditure would be beneficial. If government expenditure is cut to zero, it is likely that economic growth will be limited since enforcing contracts, protecting property, and constructing infrastructure will be difficult. To put it another way, some government spending is required for the rule of law to function effectively [4]. The expansion of the public sector together with continued economic growth has become a commonly acknowledged truth. In this context, Wagner's law of increasing state activity, which postulates a long-term positive link between economic growth and government activity, has gotten a lot of attention. This nexus is explained by Wagner as a continuous "cultural and economic growth" in which private economic activity replaces state action. In general, empirical research on Wagner's law has concentrated on the cross-sectional and time-series relationships between government expenditure and national revenue [5]. The effect of government services on private decision-making in general and, more specifically, the impact of government expenditure on long-run economic growth Government expenditure, according to macroeconomic theory, notably the Keynesian school of thought, increases economic development. As a result, government spending is viewed as an external factor that alters aggregate production [6]. The purpose of this study is to provide information for policymakers on fiscal policy issues and a reference for further study in the areas of the connection between public expenditure and economic growth.

## LITERATURE REVIEW

According to Keynes economic theory, government expenditure has been proven to be either positive or negative for economic growth. Many components of public expenditures, especially those that are recurring, can contribute significantly to economic development through indirect impacts on aggregate demand, according to conventional Keynesian macroeconomics. Government consumption, on the other hand, may push out private investment, reducing short-term economic benefit and reducing long-term capital accumulation [7]. Economic system is determined in diverse ways based on the actors involved in economic activities and government planning's history, culture, and connection. As a result, the economic system cannot simply be classified as a market or a controlled economy. Even market economies like the United States, the United Kingdom, and Japan are not fully free of government planning. On the

other hand, Russia and China both have planned economies that incorporate many aspects of the market economy [8]. Public investment in basic infrastructure is a necessary requirement for the economy to run smoothly. Education and health-care expenditures have also been demonstrated to boost human capital creation. However, many economists believe that public spending is an area where severely ineffective elements might be identified. The role of government expenditures in attaining fiscal policy goals of seeking economic development, equity, and preserving macroeconomic stability has emerged as one of the major issues facing developing countries. Governments' major task in recent years has been to build capital and infrastructural bases in order to support economic growth and social well-being for their citizens. As a result, governments have increased expenditure on social and welfare programs [9]. Although economists, policymakers, and politicians have long debated the link between government spending and economic growth, the dispute continues. The debate centers on whether government size has a positive, negative, or inconsequential influence on economic growth. On this divisive issue, several schools of thought have reached different conclusions. According to the Keynesian theory, government spending boosts economic growth. The more money a government spends, the faster the economy grows [10].

There is a variety of empirical research on the impact of government expenditure on economic growth. Some empirical data supports the importance of government expenditure in economic growth, while others argue against it [11]. Using the ordinary least square (OLS) and generalized least square and (GLS) methods, the impact of government expenditure on economic growth was investigated. The findings show that effective government expenditure boosts the economy, whereas the economy is impeded by non-productive government expenditure. A study in India by [12] conducted using Simple Linear Regression found a substantial association between total and sectoral government expenditure and each of the macroeconomic indices; the research found that government expenditure had a significant impact on the country's economic growth. The findings of a panel data regression analysis conducted in eight districts/cities in Indonesia (Baten) from 2010 to 2017 reveal that government expenditure has a positive impact on economic growth [13]. The impact of government expenditure on economic growth in Nigeria from 1970 to 2019 was studied using an Autoregressive Distributed Lag (ARDL) model, and the study's findings revealed that government expenditure had a positive and significant influence on economic growth [14]. A research [15] examines how government spending influenced economic development in developed, developing, and underdeveloped nations from 1980 to 2012 using the unbalanced panel technique. The findings show that government expenditure has a significant positive impact on economic growth in developing nations but a significant negative impact on economic growth in developed countries. A research [16] was conducted on government spending, efficiency, and economic growth in low-income countries in Sub-Saharan Africa. The study uses Im-Pesaran-Shin and Fisher ADF tests to run panel unit root testing. The findings show that increased government spending stimulates low-income nations' economic growth in Sub-Saharan Africa.

## MATERIALS AND METHODS

The study used panel (time-series cross-section) data from Ethiopia, Kenya, Tanzania, and Rwanda over the period of 2011 to 2020. A descriptive analysis was conducted with the aim of providing an overview of the conditions of economic growth and government expenditure in the four nations during the period. A linear regression model

was used to examine the relationship between government expenditure and economic growth. Secondary data about the government's expenditure growth rate, gross domestic product, and GDP per capita were obtained from the World Development Indicators of the World Bank (Table 1, Table 2).

**Table 1.** GDP (Annual %), GDP per Capital, and Government Expenditure Growth% GDP

Years	GDP growth (annual %)				GDP per capital (Current US\$)				Government expenditure Growth (Annual % GDP)			
	Ethiopia	Kenya	Tanzania	Rwanda	Ethiopia	Kenya	Tanzania	Rwanda	Ethiopia	Kenya	Tanzania	Rwanda
2011	11.18	5.12	7.67	7.96	354.48	1085.49	781.43	668.50	2.13	2.65	5.30	3.88
2012	8.65	4.57	4.5	8.64	467.08	1271.82	867.86	725.17	-0.26	13.51	13.30	15.78
2013	10.58	3.80	6.78	4.72	499.53	1354.82	970.34	722.89	12.33	-2.41	3.72	-0.17
2014	10.26	5.02	6.73	6.17	566.93	1462.22	1030.08	743.56	18.04	3.76	6.07	20.71
2015	10.39	4.97	6.16	8.86	640.54	1464.55	947.93	751.08	3.79	13.68	9.57	5.07
2016	9.43	4.21	6.87	5.97	717.12	1525.24	966.50	744.76	13.64	5.29	3.21	9.22
2017	9.56	3.82	6.79	3.98	768.52	1633.49	1004.91	772.32	8.30	6.23	1.08	7.36
2018	6.82	5.63	5.44	8.58	771.52	1794.09	1042.84	783.64	3.64	6.98	1.99	5.08
2019	8.36	4.98	5.80	9.46	855.76	1912.65	1085.88	820.15	12.09	6.96	2.35	17.51
2020	6.06	-0.32	2.00	-3.36	936.34	1878.58	1076.47	797.86	18.73	4.32	7.38	1.92

Source: [17]

**Table 2.** Descriptive statistics

	N	Range	Min	Max	Mean	Std. Dev.
GDP Ethiopia growth (annual %)	10	5.12	6.06	11.18	9.13	1.67
GDP Kenya growth (annual %)	10	5.95	-0.32	5.63	4.18	1.69
GDP Tanzania growth (annual %)	10	5.67	2.00	7.67	5.87	1.63
GDP Rwanda growth (annual %)	10	12.82	-3.36	9.46	6.10	3.81
GDP per capital (Current US\$) of Ethiopia	10	581.86	354.48	936.34	657.78	184.83
GDP per capital (Current US\$) of Kenya	10	827.16	1085.49	1912.65	1538.30	269.06
GDP per capital (Current US\$) of Tanzania	10	304.45	781.43	1085.88	977.42	94.77
GDP per capital (Current US\$) of Rwanda	10	151.65	668.50	820.15	752.99	43.23

Source: [17]

Table 1 shows that the GDP annual percentage, GDP per capita, and government expenditure percentage of GDP were collected from the World Bank data base for further analysis

## RESULTS AND DISCUSSION

The above line graph shows the government expenditure growth rate as a percent of the annual GDP of the four nations over a period of 10 years (Fig. 1-Fig. 3). The government's expenditure growth rate experienced extremely fluctuating rate in all nations. The highest government

expenditure growth rate was experienced by Rwanda's, 20.71 percent of GDP in 2014. Kenya, Rwanda, and Tanzania showed increases for the first two consecutive fiscal years 2011 and 2012, while Ethiopia's showed a decline and reached its lowest rate in 2012. In 2013, the three countries declined sharply, and Rwanda and Kenya reached their lowest government expenditure growth rates of -2.41% and -0.17%, respectively, while Ethiopia's government expenditure growth began to rise substantially. All nations showed fluctuations in government expenditure and GDP percent growth between 2014 and 2020.

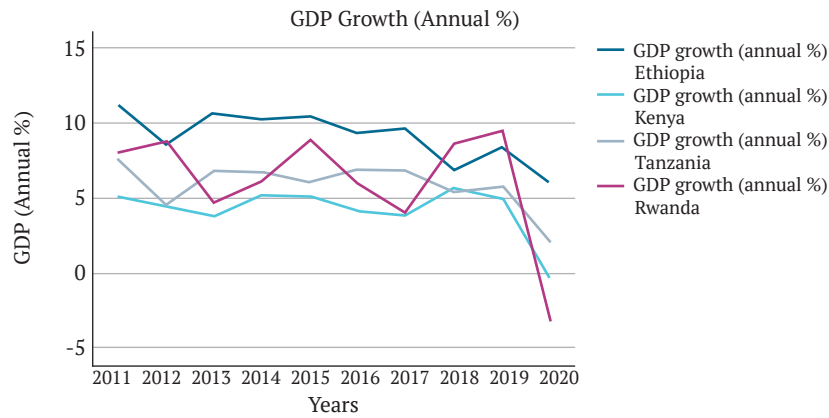


Figure 1. GDP annual % growth of Ethiopia, Kenya, Tanzania and Rwanda

Source: [17]

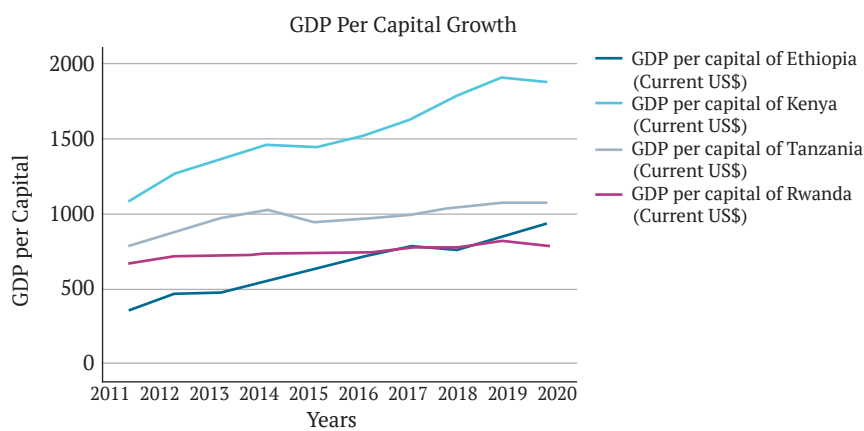


Figure 2. Graphic presentation of GDP per Capital of Ethiopia, Kenya, Tanzania and Rwanda

Source: [17]

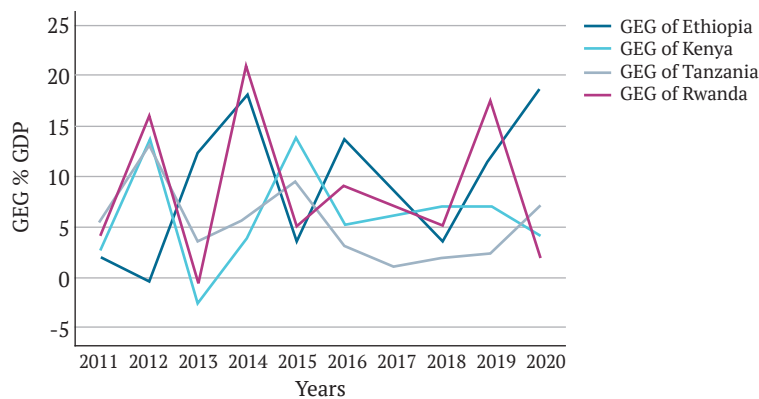


Figure 3. Government Expenditure Growth % Annual GDP Ethiopia, Kenya, Tanzania and Rwanda

Source: [17]

The regression analysis result reveals that there is a positive but insignificant relationship with a small and positive R square between government expenditure and economic

growth in all the four nations. Based on this, it can be concluded that government expenditure is not a good way to forecast the economic growth in the four countries (Table 3).

**Table 3.** Regression analysis result

Regression statistics	Ethiopia	Kenya	Tanzania	Rwanda
R	0.197	0.230	0.410	0.411
R square	0.039	0.053	0.168	0.169
Adjusted R square	-0.081	-0.065	0.064	0.065
Standard error	1.73396	1.74183	1.57292	3.68679
Sig.	0.585	0.522	0.240	0.238
Total number of cases	10	10	10	10

Source: developed by the author

As can be seen from Table 1 and Table 2, the GDP annual % growth rate, GDP per capita, and government expenditure growth % of GDP, over the specified periods of the four countries can be compared. Ethiopia's annual GDP growth rate has been remarkable from 2011 to 2015, with double-digit growth except in 2012 and a peak in 2011 (11.18). However, starting from 2016 to 2020, it exhibits consistent positive growth, with the lowest achievement in 2020 (6.06), but it is still the leading country among the four countries over the specified period, and with a mean value of 9.13, it is ranked among the fastest-growing countries in Africa. As the case of Kenya, the GDP annual growth shows an irregular growth pattern, with the highest growth rate in 2018 (5.63) and the lowest growth rate in 2020 (-0.32) and a mean value of 4.18. In the case of Tanzania, it shows a relatively stable GDP growth rate with the highest achievement in 2011 (7.67) and the lowest rate in 2020 (2.00) with a mean value of 5.87. In the case of Rwanda's GDP growth rate, it shows a very fluctuating rate, having achieved the highest in 2019 (9.46) and the lowest in 2020 (-3.36) with a mean value of 6.10. On the average GDP growth rate parameter, Ethiopia, Rwanda, Tanzania, and Kenya placed first, second, third, and fourth, respectively. The effect of COVID-19, which has a significant impact on economic growth throughout the world, was shown in all of the nations under consideration, resulting in the lowest GDP in 2020.

In terms of GDP per capita, Kenya achieved the highest in 2019 (1,878.58) and the lowest in 2011 (1,085.49). Tanzania had the highest GDP per capita of 1,085.55 in 2019 and the lowest GDP per capita of 781.43 in 2011. Rwanda's highest GDP per capita was 820.15 (2019) and the lowest growth rate was 668.50 (2011). Finally, Ethiopia has the highest GDP per capita at 936.34 (2019) and the lowest at 354.48 (2011).

According to the World Bank [17], Ethiopia's GDP growth rate was among the fastest growing in Africa. Based on the Worldwide countries' GDP parameter Ethiopia is ranked 60th with 107,645 million US dollars, Kenya is ranked 64th with 98,843 million US dollars, Tanzania is ranked 74th with 62,410 million US dollars, and Rwanda is ranked 143rd with 10,093 million US dollars. The comparison made in the present research of the four nations using the average GDP per capita income parameter, the average GDP per capita income of Kenya during the study period is 1,538.30, which is the highest average among the nations. Followed by Tanzania, with an average GDP per capita of 977.42, Rwanda ranked third with an average of 752.99, and Ethiopia placed fourth with an average of 657.78. Kenya's GDP per capita income is the highest among the four

nations. Tanzania's maximum GDP per capita income is almost equal to Kenya's minimum GDP per capita income, while the GDP per capita of Kenya at the end of the period (2020) is greater than double that of Ethiopia and Rwanda.

A country's GDP per capita is calculated as a country's gross domestic product (GDP) divided by its population. Ethiopia has the highest GDP but the lowest GDP per capita. The reason for the situation is that the population size of Ethiopia is almost double that of Kenya and Tanzania and ten times that of Rwanda. Based on the worldwide income level classification, Ethiopia and Rwanda fall under the low-income category (\$1,045 or less). Kenya and Tanzania fall under the category of lower-middle-income economies (\$1,046 to \$4,095).

The Ethiopian government's proactive and leadership role in creating socio-economic policies has been at the heart of the country's excellent economic and social performance. The government has been spending extensively on economic and social infrastructure, simplifying public services, reforming the tax collection system, and assisting small and medium-sized firms (SMEs), among other things, in order to make Ethiopia a middle-income country by 2025 [18]. The developmental state paradigm has resurfaced as a development option that emphasizes the role of government and market integration. Ethiopia, as one of the nations in Sub-Saharan Africa (SSA), has committed to implementing the developmental state model by tailoring the ideology to its own circumstances [17]. A study [16] shows that increasing government expenditure accelerates economic growth in low-income countries in sub-Saharan Africa, which is in line with the result of the study. The findings of [14] revealed that capital expenditure has a positive and significant impact on economic growth both in the short run and the long run, while recurrent expenditure does not have a significant impact on economic growth both in the short run and the long run. According to [19; 20], it was demonstrated that capital spending had a positive and significant effect on economic growth in East Africa which consistent with study.

## CONCLUSIONS

From the results of the analysis, all the four nations under study experienced fluctuating positive economic growth between 2011 and 2019. However, in 2020, a radical economic decline was observed. This phenomenon was caused by the COVID-19 pandemic. With the exception of 2012, Ethiopia's GDP increased by double digits in each of the first five years of the study period (2011-2015). With regard to the GDP per capita, it showed an increase in the four nations

from 2011-2019 and declined in 2020, except in Ethiopia, which still has the lowest GDP per capita among the four nations. Kenya's GDP per capita is the highest, while Ethiopia's is the lowest among the four nations. Kenya and Tanzania are middle-lower income countries, whereas Rwanda and Ethiopia are low-income countries. The results of the linear regression analysis showed that there is a positive but insignificant relationship between government expenditure and economic growth in the four respective countries.

Governments of developing nations should use scarce resources effectively and efficiently to improve the

living standards of their citizens. Academicians should engage in conducting research on the study and come up with input for policymakers on the implementation of fiscal policies for the reduction of poverty, innovative technologies, and employment opportunities. International financial institutions should support developing nations with the necessary financial aid to promote economic growth. Research in this area plays a vital role in improving government resource management. Further research with a broader scope and depth should be conducted to address the overall issues in the areas.

## REFERENCES

- [1] Kharel, K.R., & Adhikari, D.B. (2021). Economic impact of government expenditure on economic growth of Nepal. *International Journal of Management And Social Sciences*, 2(2), 50-58.
- [2] Kesavarajah, M. (2012). Wagner's Law in Sri Lanka: An econometric analysis. *International Scholarly Research Network ISRN Economics*, 2012, article number 573826.
- [3] Sashaiyah, S.V., Reddy, T.K., & Sarma, I.R.S. (2018). General government expenditure and economic growth in India: 1980-81 to 2015-16. *Theoretical Economics Letters*, 8, 728-740.
- [4] Gupta, R. (2018). The impact of government expenditure on economic growth in Nepal. *Sustainability Research & Policy Network*, 2018, 1-6.
- [5] Kuckuck, J. (2012). Testing Wagners's Law at different stages of economic development a historical analysis of five Western European countries . *Institute of Empirical Economic Research*, 70(1), 128-168.
- [6] Loizides, J., & Vamvoukas, G. (2005). Government expenditure and economic growth: Evidence from trivariate causality testing. *Journal of Applied Economics*, 8, 125-152.
- [7] Kweka, J.P., & Morrissey, O. (2000). *Government spending and economic growth in Tanzania, 1965-1996*. Nottingham: Centre for Research in Economic Development and International Trade, University of Nottingham.
- [8] Lee, C. (2019). Study of the relationship between government expenditures and economic growth for China and Korea. *Sustainability*, 11(22), article number 6344.
- [9] Dilrukshini, W.A. (2004). Expenditure and economic growth in Sri Lanka: Co-integration analysis and causality testing, *Staff Studies*, 34, 51-68.
- [10] Nyasha, S., & Odhiambo, N.M. (2019). The impact of public expenditure on economic growth: A review of international literature. *Folia Oeconomica Stetinensia*, 19(2), 81-101.
- [11] Bleaney, M., Gemmell, B.M.N., & Kneller, R. (2001). Testing the endogenous growth model: Public expenditure, taxation and growth over the long run. *Canadian Journal of Economics*, 2, 36-57.
- [12] Jovi, V.S. (2019). Impact of government expenditure on the economic growth of India. *International Journal of Scientific Development and Research*, 4(3), 174-179.
- [13] Najmuddin, Z. (2020). The impact of government expenditure on banten economic growth in 2010-2017. *The Indonesian Journal of Development Planning*, 4(1), 54-64.
- [14] Aluthge, C., Jibir, A., & Abdu, M. (2021). Impact of government expenditure on economic growth in Nigeria, 1970-2019. *CBN Journal of Applied Statistics*, 12(1), 139-174.
- [15] Ađırman, E., & Yılmaz, Ö. (2018). Government expenditures and economic growth: An analysis of developed, developing and underdeveloped countries. *Journal of Social Sciences of Mus Alparslan University*, 6(4), 519-529.
- [16] Kimaro, E.L., Keong, C.C., & Sea, L.L. (2017). Government expenditure, efficiency and economic growth: A panel analysis of Sub Saharan African low income countries. *African Journal of Economic Review*, 5(2), 48-50.
- [17] World Bank. World Development Indicators. (2020). Retrieved from <http://data.worldbank.org/indicator>.
- [18] National human development report 2014 Ethiopia: Accelerating inclusive growth for sustainable human development in Ethiopia. (2015). Retrieved from <https://hdr.undp.org/system/files/documents/download-ethiopia-nhdr.download-ethiopia-nhdr>.
- [19] Shumuye, M.Y. (2015). The role of developmental state in development: The case of Ethiopia. *International Journal of African and Asian Studies*, 14, 96-110.
- [20] Waweru, D. (2021). Government capital expenditure and economic growth: An empirical investigation growth. *Asian Journal of Economics, Business and Accounting*, 21(8), 29-36.
- [21] Denissova, N., & Born, R. (2021). Prospects of innovative development of agricultural production on the example of the Republic of Kazakhstan. *Scientific Bulletin of Mukachevo State University. Series "Economics"*, 8(3), 39-45. doi: 10.52566/msu-econ.8(3).2021.39-45.

- [22] Kupriyanov, D. (2021). Trends in the economic development of Democratic Kampuchea (1975-1979). *Scientific Bulletin of Mukachevo State University. Series "Economics"*, 8(3), 102-116. doi: 10.52566/msu-econ.8(3).2021.102-116.
- [23] Sokolova, O., & Diachenko, S. (2021). Consolidation of public finances as a tool for minimising disparities in the sectoral structure of the national economy. *Scientific Horizons*, 24(5), 121-130. doi: 10.48077/scihor.24(5).2021.121-130.
- [24] Tarasovych, L. (2020). Development of rural economy: European priorities for transition economies. *Scientific Horizons*, 23(10), 88-98. doi: 10.48077/scihor.23(10).2020.88-98.

### **Самуель Ацибха Гебрейесус**

Ефіопський університет державної служби  
5648, СМС Road, м. Аддіс-Абеба, Ефіопія

## **Зв'язок між державними видатками та економічним зростанням на прикладі чотирьох країн Східної Африки**

**Анотація.** Сучасні уряди стурбовані не лише виконанням основних обов'язків, але й сприянням економічному розвитку своїх країн. Метою дослідження було вивчення взаємозв'язку між державними видатками та економічним зростанням в Ефіопії, Кенії, Танзанії та Руанді з метою надання інформації для політиків з питань фіскальної політики. Було використано панельні (зріз часових рядів) дані за період з 2011 по 2020 роки. Застосовано лінійну регресійну модель та проведено описовий аналіз. Результати дослідження показали, що економіка чотирьох країн протягом досліджуваного періоду зростала з коливанням темпів. Ефіопія мала значно більший ВВП і найнижчий ВВП на душу населення, тоді як Кенія мала найнижчий ВВП і найвищий ВВП на душу населення серед країн. Наприкінці досліджуваного періоду ВВП на душу населення Кенії був удвічі більшим, ніж в Ефіопії та Танзанії. Крім того, результати регресійного моделювання свідчать про наявність позитивного, але незначного зв'язку між державними видатками та економічним зростанням у цих чотирьох країнах

**Ключові слова:** ВВП, ВВП на душу населення, регресія, видатки та фіскальна політика